

Analyze your radar signals with wide-band power sensors

High sampling rate and automatic pulse analysis make the R&S®NRP-Z8x wideband power sensor family ideal for time-domain analysis of radar pulses.



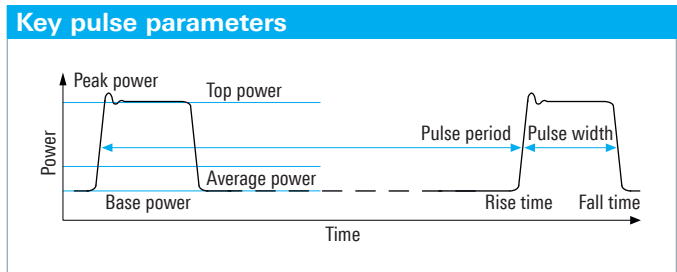
The R&S®NRP-Z8x wideband power sensor family analyzes radar signals with high time resolution up to 40 GHz.

Your task

Installation, service, manufacturing as well as R&D of radar equipment require power measurements. Analysis of the power envelope is especially important. Pulse parameters such as peak and top power, rise and fall times, pulse width and pulse period need to be measured with high accuracy and speed.

The aim is to accurately reconstruct the pulse shape of the radar signal in the time domain. This can only be accomplished if the power detector is able to follow the rapidly changing signal envelope.

For example, the rising and falling edges of a radar pulse must be depicted realistically in the nanosecond scale over a large dynamic range.



T&M solution

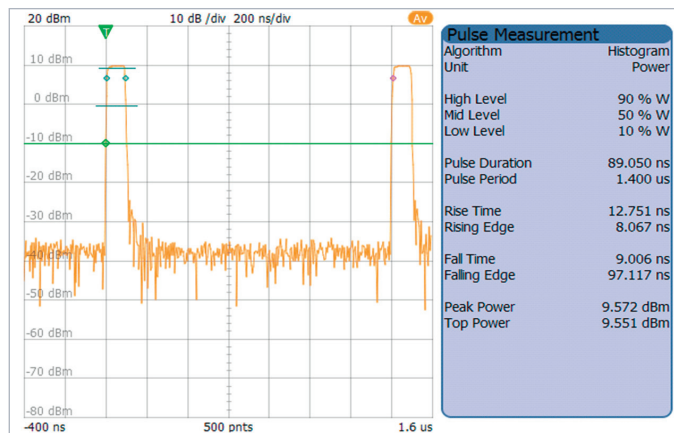
The R&S®NRP-Z8x wideband power sensors are perfect for analyzing pulsed and/or modulated signals. Due to their high sampling rate of 80 Msample/s, the power envelope of radar pulses can be reconstructed with a time resolution of 12.5 ns. By applying equivalent time sampling techniques and interpolation the effective time resolution can be increased by two orders of magnitude. In addition, the automatic pulse analysis function of the sensors makes it possible to measure 15 important pulse parameters automatically, which significantly simplifies and speeds up testing.

The wideband power sensor family currently consists of the R&S®NRP-Z81 sensor with N connector for frequencies up to 18 GHz and the R&S®NRP-Z85 and R&S®NRP-Z86 sensors with 2.92 mm and 2.4 mm connectors respectively for frequencies up to 40 GHz.

With a video bandwidth of 30 MHz, the sensors can analyze radar pulses with pulse widths as narrow as 50 ns. The sensors feature short measurement times and high dynamic range with a lower measurement limit of -47 dBm for power envelope measurements and -60 dBm for average power measurements.

The sensors do not have to be attached to a specific base unit. They can be controlled by the R&S®NRP2 base unit, diverse Rohde&Schwarz instruments, or via USB from a PC. The R&S®Power Viewer Plus PC software and the even more powerful R&S®NRPV virtual power meter provide easy-to-use graphical user interfaces for sensor control and display of the measurements.

The R&S®NRP-Z8x family greatly simplifies analysis of pulsed radar signals. In the trace measurement mode, the envelope power of the signal is displayed as a function of time. In addition, the automatic pulse analysis function delivers numeric results for the most important power and time parameters. The automatic analysis is extremely fast and straightforward. It is also possible to perform gated measurements and statistical analyses (CCDF, PDF).



Display of the measured envelope power of a pulsed signal versus time, with parameters of the automatic pulse analysis.

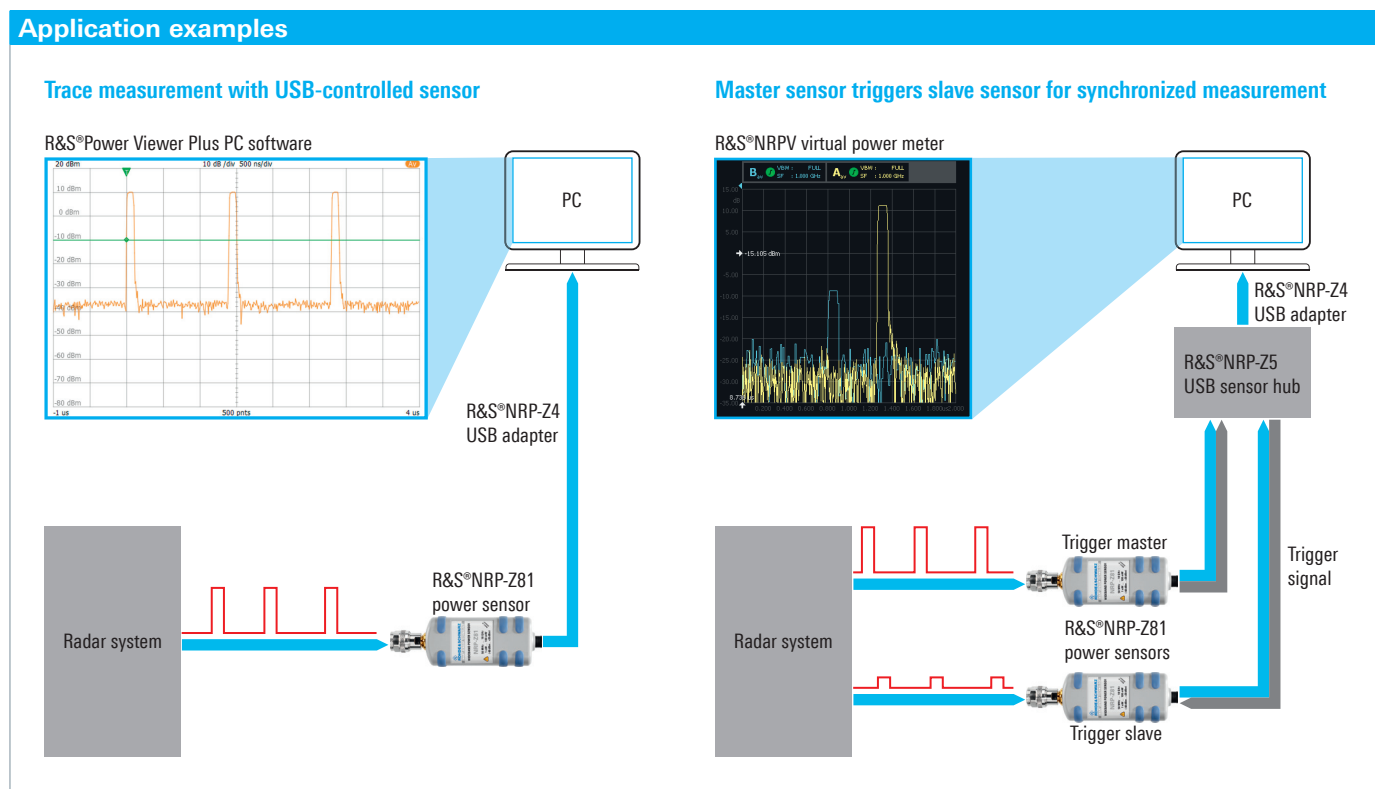
The measurement can be triggered either by an external signal or by the measurement signal itself (internal triggering). The internal trigger signal of a sensor can be output e.g. to trigger other sensors via the R&S®NRP2 base unit or the R&S®NRP-Z5 USB sensor hub. This makes it possible to synchronize multiple measurements executed in parallel at different points in the radar system. Even triggered measurements of signals exhibiting low power levels can be obtained.

The combination of high-speed continuous sampling and powerful digital signal processing enables the R&S®NRP-Z8x sensors to perform high-resolution measurements of signals with any type of modulation. They can therefore be used to analyze pulses with modulation such as used in radar systems that employ pulse compression.

R&S®NRP-Z8x wideband power sensors implement state-of-the-art technology for present and future measurement tasks and are unrivaled in functionality, size and price. The sensors are the optimum choice for measurements on pulsed signals of RF and microwave radars.

See also:

- www.rohde-schwarz.com/product/NRP-Z81
- www.rohde-schwarz.com/product/NRP-Z85
- www.rohde-schwarz.com/product/NRP-Z86



Rohde & Schwarz GmbH & Co. KG
 Europe, Africa, Middle East +49 89 4129 123 45
 customersupport@rohde-schwarz.com
 North America 1 888 TEST RSA (1 888 837 8772)
 customer.support@rsa.rohde-schwarz.com
 Latin America +1 410 910 7988 | customersupport.la@rohde-schwarz.com
 Asia/Pacific +65 65 13 04 88 | customersupport.asia@rohde-schwarz.com
 www.rohde-schwarz.com

R&S® is a registered trademark of Rohde & Schwarz GmbH & Co. KG
 Trade names are trademarks of the owners | Printed in Germany (sv)
 R&S®NRP-Z8x | PD 5214.6074.92 | Version 01.00 | July 2011
 Data without tolerance limits is not binding | Subject to change
 © 2011 Rohde & Schwarz GmbH & Co. KG | 81671 München, Germany



5214607492